

Typesetting



NATIONAL
PRINT MUSEUM
Músaem Náisiúnta Cló


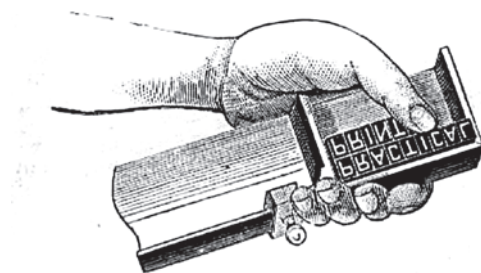
To prepare something for printing all the letters need to be put together (composed) in the correct order. When printing was invented, this was done by hand and it was known as handsetting. You can try out some handsetting if you come to visit us at the National Print Museum.

Setting type by hand took a long time so in the 1800s, machines were invented to put the type in the correct order. These were called the **Linotype** and the **Intertype**. At the Museum we have a Linotype machine, it looks a bit like a big typewriter!

These machines contained moulds (just like the moulds you make jelly in) of every letter in the alphabet. To produce a line for printing, the letters were pressed on the keyboard, which made all the moulds line up in the correct order. Hot liquid metal was then injected into the moulds. The metal hardened and cooled quickly and the final line of letters was dropped down into a tray. This line of letters was called a **slug**. No, not your average slimy garden slug!


The next machine that was invented was the **Monotype** machine, which was even more complicated! Instead of producing lines of letters it produced single letters which meant mistakes could be fixed more easily.

When the letters were made on these machines and they were then ready for printing. The Linotype and Intertype machines were used in the production of newspapers while the Monotype machine was used in the production of books.



Fill in the missing letters to identify the three typesetting machines below:


Linotype, Intertype and Monotype



_ N _ E _ T _ _ _



_ O _ O _ Y _ E



L _ _ O _ _ P _